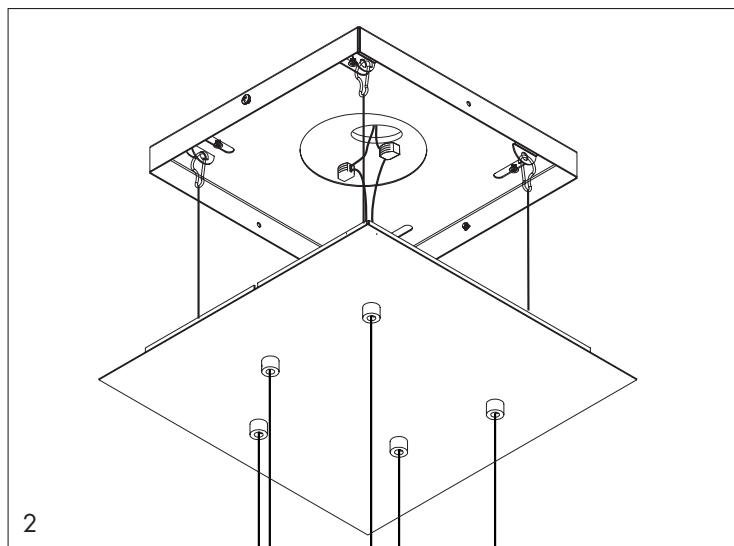
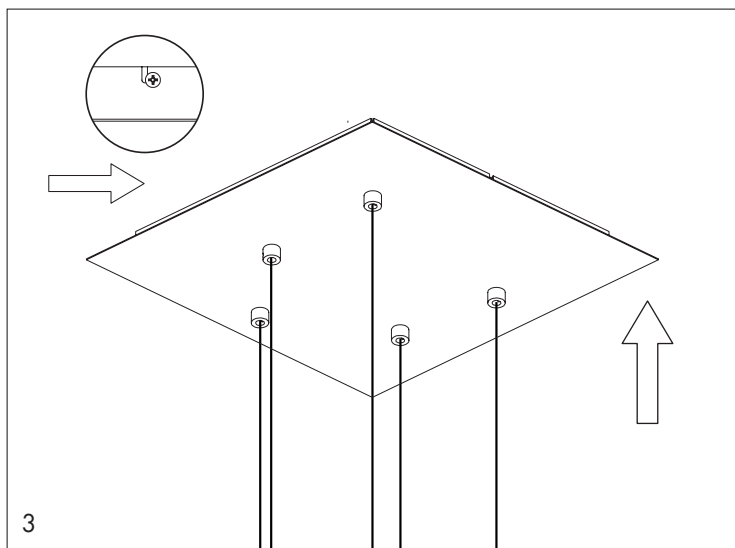


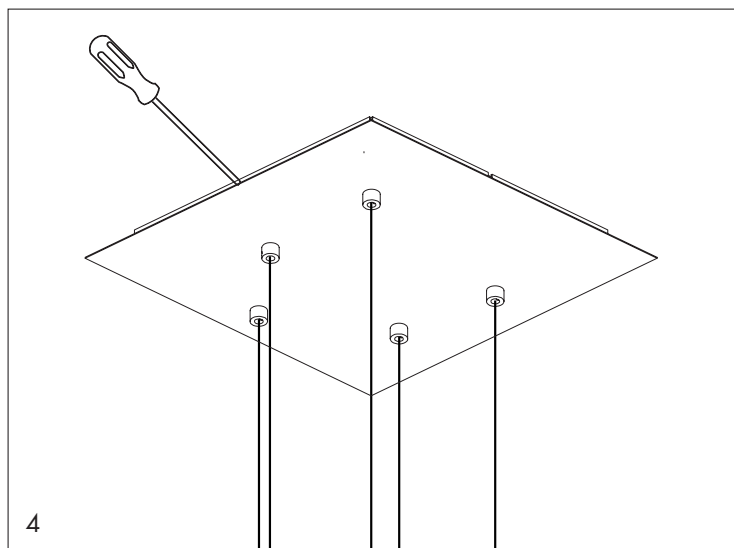
Electrical Safety First!
This installation has to be done by certified personnel. Disconnect the power by turning off the circuit breaker, or by removing the fuse in the fuse box. Fix the mounting plate to the ceiling with dowels and screws.



Insert the hooks to the mounting plate with the metal cables in order to fix the cover with the lamps to the ceiling. Connect to electricity. Avoid the pendants from swinging against each other.



Lift up the cover and slide it horizontally. Make sure that the screws snap into the intended profiles



Secure the cover with the screws.

safety instruction

Lamp suitable only for indoor use. The electrical connections must be carried out by specialized personnel. If this electrical wire or cord is damaged, it should be replaced exclusively by the manufacturer, its technical team or someone with an equivalent qualification in order to avoid any risk. The manufacturer is not responsible for improper use of the product.

product care

Chrome
Chrome is lacquered lightly to seal and prevent patinas. Dust gently with a duster or soft cloth. Do not use commercial cleaners. A clean soft damp rag may also be used.

Powder coated
Dust gently with a duster or soft cloth. Do not use commercial cleaners. A clean soft damp rag may also be used.