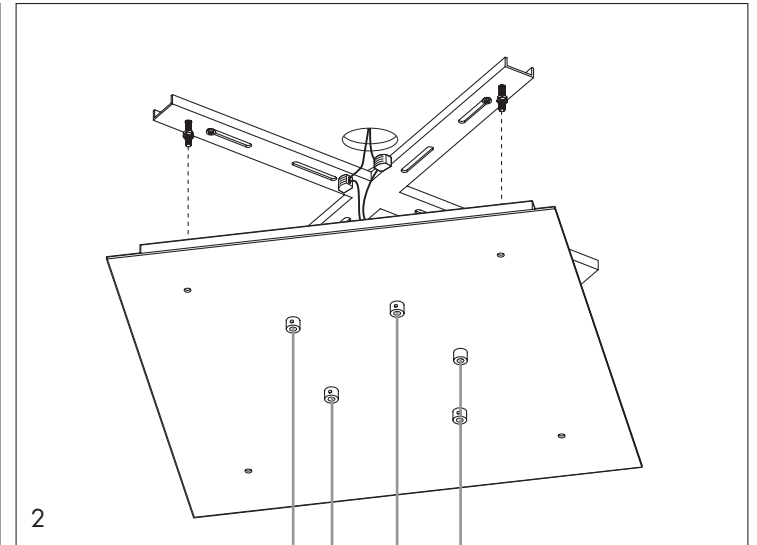
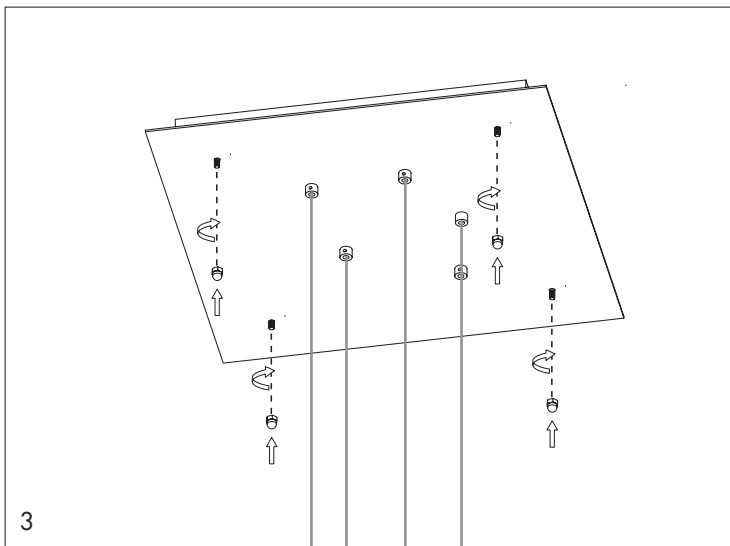


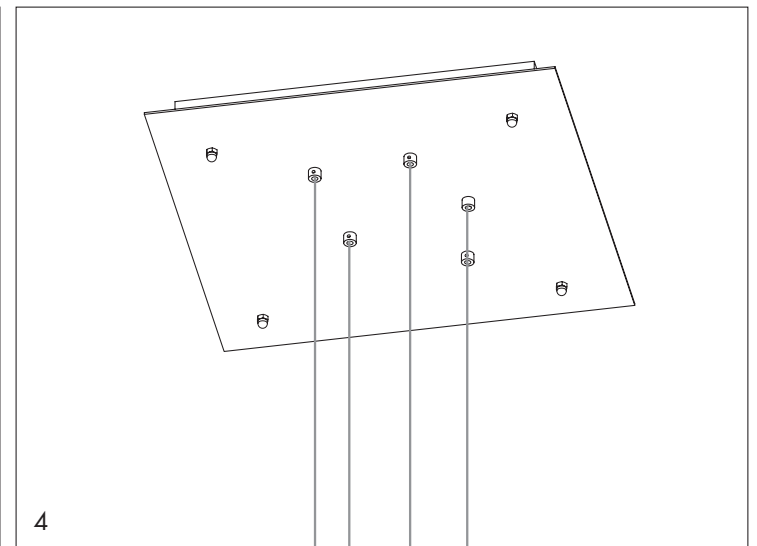
Electrical Safety First!
This installation has to be done by certified personnel.
Disconnect the power by turning off the circuit breaker,
or by removing the fuse in the fuse box. Fix the mounting
plate to the ceiling with dowels and screws.



Connect to electricity. Protect the pendants
from swinging into each other.



Fix the ceiling rose with the screws on the
mounting plate.



Insert the bulb in the lamp

safety instruction

Lamp suitable only for indoor use.
The electrical connections must be
carried out by specialized personnel. If
this electrical wire or cord is damaged,
it should be replaced exclusively
by the manufacturer, its technical
team or someone with an equivalent
qualification in order to avoid any risk.
The manufacturer is not responsible for
improper use of the product.

product care

Chrome
Chrome is lacquered lightly to seal and
prevent patinas. Dust gently with a duster
or soft cloth. Do not use commercial
cleaners. A clean soft damp rag may also
be used.

Powder coated
Dust gently with a duster or soft cloth. Do
not use commercial cleaners. A clean soft
damp rag may also be used.